


# JAGUAR



**enthusiast**  
**Essex Thameside Region**



**ISSUE 54 OCT 2011**

## CHAIRMAN'S MESSAGE

Welcome to all members,

Here we are, heading into the winter months now. All the 'shows' have been and gone. Battlesbridge ended the season and more will be reported on this show next month. It has been a bit of a mixed year in respect of the weather. We have had some glorious days out but the later end of the year it hasn't been so nice.

I am afraid I won't be at the October meeting as contrary to what I announced at the last meeting, I won't be sailing the Med - I am afraid I got ahead of myself, that's not until June 2012 - instead Jackie and I are returning to our regular haunt in Cyprus. We are hoping to find the sun for the last time of the year.

Membership has reduced around 89 members currently. However, this is purely down to Carol sorting the members who were on the books but hadn't paid up for months. Well done to Carol for all her hard work. If anyone has any ideas to increase our membership or would like some of the promotional cards, please let me know.

In November we have the AGM and David Redrup - our Treasurer - has asked to stand down due to work commitments. Therefore, we are looking for someone who has experience of book-keeping and is able to assist with keeping the books. Any takers?

Following the AGM in November, we will be looking at the events for 2012. Again, any ideas will be considered. Remember it's your club and we act on your behalf, so your ideas will be welcome.

Finally, congratulations to Ian Antrobus and Mandy who were married on Saturday 24th September (*pictures next month.*) See you all at the AGM in November.

Doug Warren  
Chairman and Newsletter Editor

# 2010/11 Committee

The following Members have been elected/re-elected as your Committee for the forthcoming year,

Chairman/Editor Doug Warren  
**01245 261810**

Vice Chairman/  
Secretary: Mary Monk  
**01277 374030**

Treasurer: David Redrup  
**07961 000974**

Membership/  
Secretary: Carrol Perryman  
carrol1306@btinternet.com

Social Events  
Organiser : Geoff Monk  
**01277 374030**

Webmaster: Ian Antrobus  
**01708 556620**

Committee Members:  
John Eusden & Robert Cain.

*Club meetings are the 1st Tuesday of the month at 8pm:  
The Langdon Hills Golf & Country Club, Lower  
Dunton Road, Bulphan, Essex, RM14 3TY  
Tele: 01268 548444*



**Update on Ian and Mandy's wedding with pictures, as well as Battlesbridge Car Show will be in next months newsletter.**



monday - friday: 9:30am - 5:30pm  
saturday: 9:30am - 1:00pm  
sunday: closed

314 lodge lane, collier row, romford  
essex RM5 2HX

**01708 728 638**  
**07958 934 246**

full workshop facilities  
latest diagnostic equipment  
servicing & repairs to all models  
large selection of new & used parts

**SAVE UP TO 40%  
AGAINST MAIN  
DEALER CHARGES**

WE WILL NOT BE  
BEATEN ON PRICE -  
CONTACT US FOR A QUOTE

**LES PAULS**

INDEPENDENT JAGUAR &  
LAND ROVER SPECIALISTS



**LES PAULS JAGUAR**

The main dealer alternative where quality costs less

## ANNUAL DINNER DANCE 2012

This is just a reminder that the annual dinner dance is being arranged for Saturday 4th February. If you want to stay over at the hotel you will need to make a booking with them directly. Prices currently are between £67 for a deluxe room to £89 for a Suite. If you wish to book rooms then please call 01268 548444 or email;

[info@golflangdon.co.uk](mailto:info@golflangdon.co.uk).





# The Annual 2011 English Wine Festival - New Hall Vineyard

What a day!! The morning started at Hanningfield Reservoir for bacon sandwiches and coffee/tea. The weather was OK to start. We had 32 people with 16 Jaguars arrive and displayed at New Hall Vineyard. The activities included the wine tasting, of course, belly dancers, samba dancers, children modern dancers, art display, home produce, sea food, craft fair, rides around vineyard, etc., etc. The samba dancers caught most of the visitors attention as this photo shows why!!!! The day remained 'dry' until around 2pm when it began to rain.







REGIONAL EVENTS /OTHER EVENTS			
MONTH	DAY	DATE	LOCATION
OCT	TUES	4th	<b>Club Night</b> at Langdon Hills Golf & Country Club
OCT/ NOV	SUN	T.B.A.	<b>Sunday Lunch</b> at Langdon Hills Golf & Country Club. Geoff Monk arranging. Date & price to be confirmed.
NOV	TUES	1st	<b>AGM &amp; Club Night</b> at Langdon Hills Golf & Country Club
DEC	TUES	6th	<b>Christmas Club Night and mince pies</b> @ Langdon Hills Golf & Country Club
DEC	SAT/ SUN	10th/ 11th	<b>Christmas Fun Day and Wine Sale</b> @ New Hall Vineyard @ Purleigh, Nr Maldon. Top up your wine reserves for Christmas.
JAN	TUES	3rd	<b>Club Night</b> at Langdon Hills Golf & Country Club
<b><i>HOLD THIS DATE !!!!</i></b>			<b>A DATE FOR YOUR DIARY</b>
FEB	SAT	4th	<b>JEC Essex Thameside Region Annual Dinner Dance</b> Langdon Hills Golf & Country Club. Dinner dance with disco. Our annual event well worth a night out and for your partners to dress up in their 'glad rags'. Price of tickets to be confirmed. Please watch newsletter for more details nearer the time.
NATIONAL EVENTS			
OCT	SUN	16th	<b>JEC Stoneleigh Spare Day.</b> Click on link to see more information. <a href="http://www.jaguarsparedays.co.uk">www.jaguarsparedays.co.uk</a>
NOV	FRI/SAT/ SUN	11 - 13th	<b>Footman James Classic Motor Show</b> The biggest and most popular classic car exhibition in the UK. With over 1200 wonderful cars from all eras, showcasing a myriad of marques and models, this really is a motoring enthusiast's paradise! <b>Friday 11th November Advance £23.50 - On the door £25.50</b> <b>Saturday 12th &amp; Sunday 13th November - Advance £17.50</b> On the door £20.50 JEC Discount code "CLUB11" for further discount. <b><a href="http://www.necclassicmotorshow.com/tickets.php">www.necclassicmotorshow.com/tickets.php</a></b>
NOV	SAT	12th	<b>XJ6 (X-300) Model Seminar.</b> Another of those low cost entry Jaguar saloons and probably the last that many a D.I.Y mechanic can work on at home confidently. Not just a re-run of the previous seminar on these models but also covering new matters that have arisen and another opportunity to current owners to bring their own information for the benefit of other owners. This seminar will coincide with the NEC Classic Car Show in Birmingham on the same weekend so an ideal opportunity to make a full weekend of it staying overnight, perhaps at our regular seminar accommodation, the Holiday Inn Express, right across the road from our Castle Bromwich Venue Go to JEC web site for booking form on events page at <a href="http://www.jec.org.uk/events">www.jec.org.uk/events</a>

IN AN EFFORT TO SAVE COSTS FOR THE CLUB, IF YOU HAVE AN E-MAIL ADDRESS , PLEASE  
SEND IT TO THE EDITOR AT [dwarren169@btinternet.com](mailto:dwarren169@btinternet.com)

AND ALL FUTURE  
NEWSLETTERS WILL BE SENT VIA E-MAIL.  
THANK YOU

## RUST PREVENTION USING WAXOYL

My 2002 2.5 AWD Jaguar X-Type will be 10 years old next year and due to the ridiculous prices that one can expect in part exchange, I decided that as the car has been very good since I purchased it in 2005 and there are no signs of any oil leaks or rust, it would be better for me to keep the car. It has been regularly serviced by a Jaguar franchised dealer and nothing needs doing to it. I had heard of issues relating to the inner seals rotting behind the




plastic covers that run beneath the doors from the front to the rear wheels and thought it may be advisable to think about having the whole car Waxoyled. After 'surfing the web' I came up with a company called JR Classics Ltd of Askern, Nr. Doncaster, South Yorkshire, who specialise in this work. Their web site told me all I needed to know and following a brief e-mail to Nigel Thorley at the JEC, who had heard of the company, I



contacted the owner, Joe Ratcliffe. His rates are very reasonable and indicated on the web site and an agreed figure of £350 was confirmed.


Following a deposit of £50, a date was fixed for me to take the car to him on Monday 19<sup>th</sup> September. He indicated that he would need the car for two days and I made arrangements to stay in the locality – Travel Lodge Special @ £19:00 per night!! Joe Ratcliffe has had the company for 5 years. He used to occupy another unit but



he was regularly requested to undertake the treatment on motor homes, and they were too tall for his old premises. Therefore, three years ago, he obtained the lease on his current premises which has a roof height of over 30 foot, which is no longer a problem for any vehicle. He undertakes rust preventive treatment on a lot of 4 x 4 vehicles - in particular Land Rover's - as well as imports, modern, classics and vintage vehicles. His next vehicle to be treated is in fact a 6 month old Land Rover. Joe indicated that he was surprised with the poor protection on some of the Land Rover models, particularly the Disco's and Freelander's have, yet both are built for off road use. One wonders whether this is because 90% are used as 'Chelsea Tractors' perhaps. Joe means of getting under the car is to use a 'Mobi lift'

which raises the car at an angle rather than work under the car or ramp and have a neck ache. Joe said that it is far easier to work with the car at angle.

The Waxoyl product is wet to start, then when the thinners evaporate, it leaves a semi-solidified solution which spreads to all areas inside body panels. The products Joe uses are Hammerite Waxoyl, Dynax, Dinitrol or Silver Hook (which doesn't have rust killing properties.) Dynax is twice the price of Dinitrol. Dinitrol is about £60 more than Waxoyl on a medium size cars. Hammerite Underbody Seal Schutz with added Waxoyl is used for underneath the car. All areas of the underside will need to be cleaned by wire brush to remove all surface rust so that the Waxoyl adheres to the surface. All inner door cavities need to be covered with Waxoyl and in order to do this a probe needs to be inserted in via the electrical cable holes that already exists in the side of the doors. The probe has a 360 degree head so after inserting the probe as far in as possible, when withdrawing it, the Waxoyl is spread all around the inside cavity of the door skin.





The other option would be to remove the door trims, but if on an older car, the trims may be warped or have been on and off too many times and this could make it difficult to refit following the treatment. The initial option was the one taken on my car. After checking all along the seams for signs of rust, particularly at the bottom of the door skins, the works commenced with spraying the inside of all doors. Also, the box section inside the front foot wells. The next stage was to inject areas under bonnet and the engine bay. The front wings were next. Once this was done, the plastic cover on this inside of the boot lip and the side panels were removed and the spraying undertaken. Then the boot lid cover was removed and the sections are sprayed. It was noted the inner boot lid area was not factory treated. The area within the boot lid is susceptible to moisture and dirt, which in time could cause corrosion. How many cars have you seen with corrosion on the boot lid, particularly on the



lip? All inner cavities above the rear wheel arches are sprayed. Various nozzles used to ensure all areas are covered. Various times throughout the process areas are cleaned down where the oily substance has run down i.e. bottom of the doors, etc. The next stage is underneath. The car is put upon its side using the 'Mobi lift'. The mud flaps are removed – with difficulty due to the corrosion on the bolts – from each four corners, then the inner plastic guards to expose the metal, surrounding the wheel housing. The brake discs are covered in plastic to protect them, before sanding of the inner area is undertaken. All surface rust is removed. Overall the car is very good for its age. There is not a lot to clean and the underside of the foot wells still have two layers of factory protection on. A further layer of Waxoyl will only ensure the car has maximum protection on the




underside to protect it from the elements –particularly the salt in the winter months. Then followed a masking of the exposed sides of the car and exhaust and tailpipes. Areas of exposed metal were wire brushed, then sprayed with an industrial Hycote zinc paint. Like most vehicles, nothing is easy and one or two bolts, holding on panels, were rusted on tight and Joe used various methods to remove them and eventually succeeded. Preparation is the key to the work rather than just covering the underside with the treatment. Joe made sure all exposed areas of metalwork were free from surface rust, either by using the electric wire brush or using a hand operated wire brush for the restricted areas. The final stage is the treatment. All access holes under the car where inserted with the probe and the Waxoyl sprayed using the 360 degree nozzle. Then finally all areas under the car were sprayed with the black coloured Hammerite Underbody Seal Schutz with the added Waxoyl. Job done!!!

The length of time the treatment will last is totally dependent on the use of the vehicle. A certificate of Rustproofing Treatment is issued on completion of the work.

Yearly check-ups needed to ensure all areas are OK and no damage to the covering has occurred. It will be needed for about 1.5 hrs.

Doug Warren



# ADVERTISEMENTS



**essex autogroup**  
Rayleigh Jaguar  
Approved Service Centre



Here to meet your needs...

Jaguar Authorised Repairs  
Jaguar Trained Technicians  
Genuine Parts & Accessories  
Warranty Repairs  
All Models Serviced & Maintained



For all  
enquiries call our  
**Jaguar Assistance Line**



essexautogroup.com/jaguar | 01268 906296  
a member of **essex autogroup**  
Doing it even better for you

Rayleigh

**Essex Auto Group 01268 906296**

FOR ALL YOUR

*Jaguar servicing  
& parts needs*



LOCAL | COMPETITIVE | PARTS  
SKILLED JAGUAR TECHNICIANS  
COLLECTION & DELIVERY  
WHILE YOU WAIT SERVICE

**01245 355553**

**Lookers** formerly  
**DOVERCOURT**

30 Robjohns Road, Widford Industrial  
Estate, Chelmsford, Essex CM1 3AG

DOVERCOURTJAGUAR.COM



## **SPECIAL OFFER:**

*Club members who are able  
to show their membership  
cards will be entitled to a 10%  
discount on servicing and  
parts from Grange Motors.*



**THE ONLY MAIN JAGUAR  
DEALER IN ESSEX  
ESTABLISHED 25 YEARS**

## **GRANGE BRENTWOOD**


2 Brook Street,  
Brentwood.

Tel: **01277 216 161**



**JAGUAR**

www.grange.brentwood.jaguar.co.uk



**Specialist in:**  
Major  
Accident  
repairs  
Light

Scratches & Scuffs Wheel refurbishment  
from £40+ per wheel (as featured in June  
09 newsletter)  
Low Baking Oven facilities

Chaseside Bodyworks  
Chaseside Industrial Estate,  
School Lane  
Great Leighs  
Essex  
CM3 1NL  
Call 01245 360645

# NOMINATION FORM FOR JECET COMMITTEE POSITION

## ANNUAL GENERAL MEETING NOVEMBER 2nd 2010

I wish to nominate (insert name).....

For the Committee position of (insert position title).....

Your name.....

Your JEC member number.....

Seconded.....

JEC member number .....

Nominations must be received by 20<sup>th</sup> October 2010; the person you nominate must be willing to take up the committee position and can only take on one committee position.

All nominees will be contacted and should be available to attend the AGM on November 2<sup>nd</sup> 2010, where they will be proposed, seconded and receive a show of hands. Should two or more people be nominated for the same position a show of hands will decide who is elected to the position.

For the club to continue a committee must be elected and must contain a quorum of no less than three elected members. The committee at minimum level should consist of a Chairperson, a Secretary and a Treasurer.

You can either,

Email your nominations to:

[bmcycles@hotmail.co.uk](mailto:bmcycles@hotmail.co.uk) (titled JECET nomination).

Or post to:

Mrs Mary Monk  
"The Oaks"  
Days Lane  
Brentwood  
Essex  
CM15 9SN

### POSITION BEING SORT:

CHAIRMAN	VICE CHAIRMAN	MEMBERSHIP SECRETARY
SECRETARY	TREASURER	SOCIAL ORGANISER
EDITOR	WEB MASTER	MEMBER REPRESENTATIVE x 2